

## Upstate Heritage Quilt Trail



### 1. SOUTH CAROLINA BLOCK

**Sponsor:** The Footnotes Book Club

**Location:** South Carolina Welcome Center, Exit 1, Interstate 85, Fair Play, SC

**History:** According to Barbara Brackman, *Hearth and Home Magazine* published the South Carolina Block in the early part of the 20th century. "The colony of Carolina split into North and South Carolina in 1730. *Hearth and Home* named a block for South Carolina in their series of state patterns sent in by readers."



### 2. CRAZY QUILT

**Quilters:** Emma Sloan Towe (1877 – 1968)

Docia Rogers Towe (1917 – 2000)

**Sponsor:** Fair Oak Elementary PTSO, Afterschool Care Program

**Location:** Fair Oak Elementary, 1964 Oak Way Rd., Hwy. 182, Westminster

**History:** Judy Dubose told us "The quilt was made by Emma and Docia Towe. Emma loved to work in her garden and use chicken feed sacks and fabric scraps for her quilts. Docia made dresses for the girls in the family and in winter made quilts from the scraps. She loved to go barefooted, work in her garden and to can and freeze the vegetables she raised."



### 3. DOUBLE WEDDING RINGS (2 quilts)

**Quilters:** Bessie Ross Barrett (Grandmother Barrett) and Sarah Buchanan Jones (Granny Jones)

**Sponsor:** Westminster Historical Association

**Location:** Oconee Heritage Center Annex, 126 E. Main St., Westminster. This building is the Barrett-Jones Building and was originally owned by Johnny D. Jones and Charles G. Barrett. Lee and Joyce Barrett donated it to the Oconee Heritage Museum in 2008 in memory of their fathers.

**History:** Grandmother Barrett was born in 1890 in Hopewell Community of Oconee County, SC. She was the mother of Charles G. Barrett, grandmother of Charles Lee Barrett and died in 1986. Her quilt is trimmed in green. Sarah Buchanan Jones (Granny Jones) was born in 1873 in Westminster, Oconee County, SC. She was the grandmother of Johnny Jones, the great grandmother of Joyce Jones Barrett and she died in 1960. Her quilt is trimmed in pink. Double Wedding Ring was one of the most beloved patterns of the early 20th Century. It appears to have developed as a simplified version of Pickle Dish, a late 19th Century pattern. Because of its name, this pattern is often selected for quilts associated with marriage. The curved seams make this a pattern for experienced quilters.



### 4. CARD TRICK

**Quilter:** Mary Dee Rudy

**Sponsor:** Upstate Heritage Quilt Trail

**Location:** Oconee County Public Library, 112 W. North Ave., Westminster

**History:** Jeff Gutcheon developed the Card Trick pattern in the early 1970's. The pattern is distinctive, yet it is a simple elaboration of a Nine-Patch block Mary Dee told us, "My first quilting experience was through lessons taught by a neighbor. We were a group of six and completed a crib sampler quilt in six weeks, all hand pieced and quilted. I was hooked! I made my first Card Trick quilt in a queen size for my son a few years ago, in masculine colors of burgundy, gold, green and beige. I have given up hand piecing, using my machine instead, but I still love to hand quilt."



**5. FLOWER BASKET**

**Quilter:** Rebecca Defoor  
**Location:** 210 Adams St.,  
Westminster

**History:** Basket designs have been popular in American patchwork and quilting since the late 18th century. The earliest examples were often found in the center of framed-center quilts, formed in appliqué quilting or stuffed work. Pieced block patterns like this one were popular in the late-19th century. Becky told us, "I took a beginner class in quilting about 30 years ago. This pattern was my first attempt. I went to a quilting bee in Newry about that time held in the living room of one of the wonderful old homes. There was a frame hung from the ceiling about as big as the room with about 10-15 people sitting around the frame quilting. It is such a wonderful memory. I haven't kept up with this wonderful art form, but now that I've retired ... who knows?"



**6. ROCKY MOUNTAIN ROAD**

**Quilter:** Lena Mae Land Talley  
**Sponsor:** Wynward Point Ladies  
**Location:** Oconee Heritage  
Center, 123 Browns Square  
Dr., Walhalla

**History:** This pattern, also called Crown of Thorns, was very popular in the upper South during the late 19th century. The complex pattern is created by the interplay of pieced blocks and interwoven strips, requiring both skill and patience in executing the curved lines and numerous points. Much later, in the 1930's, the Mountain Mist Batting Company of Cincinnati, OH reproduced the pattern, calling it New York Beauty. Ms. Talley's original quilt is on display in the Oconee Heritage Center. She was only 14 when she completed her quilt in 1930, having spent two summers on her grandparents' porch cutting, piecing and sewing her Rocky Mountain Road. This quilt serves as the logo for the Upstate Heritage Quilt Trail.



**7. GOOSE IN THE POND**

**Sponsor:** Ron and Stephanie  
Sparling  
**Location:** Conservatory of Fine  
Arts, 101 East North Broad St.,  
Walhalla

**History:** This traditional pattern was included in the first known catalog of quilt patterns published by the Ladies Art Company, circa 1890. It was one of the more elaborate geometric designs that emerged during the "golden age" of American patchwork in the second half of the 19th century. Other names for the pattern include Young Man's Fancy, Geometric Garden and Bachelor's Puzzle.



**8. STAR IN STAR**

**Quilter:** Jenny Grobusky  
**Sponsor:** Newcomers Club of  
the Foothills  
**Location:** Oconee Public  
Library, 501 W. South Broad  
Street, Walhalla

**History:** Star in Star is an elaboration of a traditional "long-legged" nine-patch star, with additional radiating points and a smaller star tucked in the middle. Such variations demonstrate the way quilt makers have continued to create new designs from familiar prototypes. "The Oconee County Public Library has been an active participant in the Newcomers Club of the Foothills and is a relationship we have enjoyed for many years. We are pleased that they have accepted our donation of a quilt block to become part of the Upstate Heritage Quilt Trail," said Jan Jerome, then Newcomers Club President.



**9. DRESDEN PLATE**

**Quilter:** Jenny Grobusky  
**Location:** 2498 Blue Ridge Hwy., Walhalla

**History:** This pattern has many variations and was among the most popular patterns during the quilt revival of the early 20th century. Other names include Friendship Ring, Sunflower and Aster. Quiltmakers cut and piece together the "rays" from a variety of printed fabrics, then appliqué the rings and the center to the background fabric. This is the first barn quilt in South Carolina and is located on the Grobusky family farm. Jenny made this quilt as a gift to her husband, George, in honor of their 50th wedding anniversary. It was the first quilt she had ever made and it launched a whole new career of quilting and teaching others to quilt.



**10. COMPASS ROSE**

**Sponsor:** Keowee Elementary School  
**Location:** Keowee Elementary School, 7051 Keowee School Rd., Hwy. 188, Seneca

**History:** The complexity of this pattern appealed to skilled quiltmakers of the mid-1800's. The radiating designs appeared in many variations under such names as Mariner's Compass, Chips and Whetstones, Sunburst and The Sunflower. These patterns require the maker to measure, cut and sew accurately, so that the points are sharp and all the pieces lie flat without bunching or rippling. Many girls learned geometry in school, including the use of the drafting compass, an ancient tool for measuring and reproducing arcs. Compass patterns typically contain an even number of points, usually 12, 16 or 32, but some women showed off their skill by carefully crafting blocks of 11 or 13 points. The Compass Rose symbolizes Keowee Elementary School's logo and motto, "Keowee Pathfinders are respectful of Other, Self, Environment."



**11. ORIGINAL DESIGN**

**Quilter:** Chris Troy  
**Location:** 210 Crestview Court, Seneca

**History:** Quiltmakers have created countless geometric patchwork patterns by simply subdividing a square into triangles. This original design is similar to wellknown traditional patterns, such as Birds in the Air, Hovering Hawks and Crosses and Losses. While Mrs. Troy is known for her artistic pottery, this is the first and only quilt she ever completed. It was made while she was in college, constructed from denim fabric and sewn by hand.



**12. MOHAWK TRAIL**

**Quilter:** Minnie Haselton Carter  
**Location:** 607 Lighthouse Ct., Seneca

**History:** Mohawk Trail refers to an arrangement of sixteen small fan blocks so that the "blades" form a continuous loop with corner flourishes. This pattern was published in the 1930s is similar to an earlier pattern published as Baby Bunting. "I purchased this quilt from my aunt as I helped her pack items she had made for a charity auction at Sacred Heart Church in Abbeville, SC in 1994. It wasn't until after her death that I started using the quilt and realized that fabric from a pair of pants she had made my first born son was included in the quilt," Martha File.



### 13. FUSION STAR

**Quilter:** Gil Huggins

**Location:** 514 Beacon Shores Drive, Seneca

**History:** Fusion Star is a new name for an old pattern. This popular star design is also called Dutch Rose, Broken Star, Carpenter's Wheel or Eccentric Star. Traditional Amish quilts were made from solid colors, so other quiltmakers now use the term to describe their own quilts made with solid colors instead of printed fabrics. Mr. Huggins is retired from teaching Industrial Arts at the Hamilton Career Center, a member of the Lake and Mountains Quilt Guild and very active in the Upstate Heritage Quilt Trail. Gil's talents as a quilter and as an industrial designer have been invaluable to the creation of the Quilt Trail. He brought this Fusion Star wall hanging into the quilt trail workshop and now three different locations are sporting this design.



### 14. STAR

**Location:** 729 Navigators Pointe, Seneca

**History:** Radiating geometric designs, variously called stars, sunbursts or compasses, were popular among 19th-century quiltmakers who wanted to show off their knowledge of geometry. Today's quiltmakers also make these intricate patterns, often using helpful, newfangled tools.



### 15. THE TULIP

**Quilter:** J. L. Warlick

**Sponsor:** Ron and Stephanie Sparling

**Location:** The Arts Company, 125 N. Townville St., Seneca

**History:** "This quilt was made by J.L. Warlick before the Civil War for Laura Cornelia McGimpsey Avery, perhaps as a wedding gift in Morganton or Avery County, NC. Her initials, LCA are on the quilt. It belonged to my grandmother, Elizabeth Avery Verble, and was passed on to me, Adelaide Verble Carpenter. My grandmother, Mary Addie Avery, was born in 1888 and was a Warlick prior to her marriage, so J.L. Warlick may have been her grandmother and my great-grandmother. Holly Anderson, an appraiser, called it the "Tulip Quilt," but it is also referred to as The Columbine. Construction is hand-pieced and appliquéd, is hand-quilted and is in good condition," Adelaide Carpenter.



### 16. GRANDMOTHER'S FLOWER GARDEN

**Quilter:** Ruth Vonada Auman Bohn

**Sponsor:** Lucinda Becker

**Location:** The Red Door, 120 Ram Cat Alley, Seneca

**History:** Grandmother's Flower Garden is a familiar name for rosettes of hexagon patchwork, but the name is much newer than the pattern itself. The design first appeared as "hexagon" or "honeycomb" patchwork in the January 1835 issue of Godey's Ladies Book, an influential fashion periodical. During the early 20th century, many quilt patterns were renamed to make them sound quaint and "colonial." The original quilt was made in the early 1950's and is on display at The Red Door. "As a child, I often visited my grandmother, Ruth Bohn, and would sleep under that soft flower garden she made from scraps of fabric saved by Depression era women. She would tell me stories while walking her finger around the green garden paths," Lucinda Becker.



**17. STARS WITH CATS**

**Quilter:** Jenny Grobusky  
**Sponsor:** Downtown Seneca Merchants Association  
**Location:** 106 Ram Cat Alley, Seneca


**History:** The classic star pattern incorporates the creativity employed by fabric artists. While earlier quilters embroidered or appliquéd images of animals on their quilts, modern quiltmakers use a variety of fusible materials or transfer techniques to achieve similar effects. In its earliest days, Seneca was a railroad town located at the intersection of the Atlanta and Charlotte Air Line Railroad and the Blue Ridge Railroad. The trains delivered fresh fish and seafood for the downtown restaurants, attracting a large number of stray cats. Someone declared one day, "You couldn't ram another cat in that alley," changing the name of the downtown area to "Ram Cat Alley." This original quilt was modified to include the cats of Ram Cat Alley



**18. CATHEDRAL WINDOWS**

**Quilter:** Ruby Poole  
**Sponsor:** Cathy Nixon Pierce  
**Location:** Cakes by Shirley, 112 Walnut Street, Seneca

**History:** Cathedral Windows is one of a number of popular novelty techniques. Squares of background fabric are folded and sewn together, and then squares of contrasting fabric are inserted to cover the seams and create the "pincushion" effect. This quilt was made in 1979; one of many made by Mrs. Ruby Poole for her 4 daughters and 5 granddaughters. It now belongs to her granddaughter, Cathy Pierce. Mrs. Poole, 91, was born in Banks County, Georgia.



**19. LOG CABIN**

**Quilter:** Upstate Heritage Quilt Trail Production Team  
**Sponsor:** Upstate Heritage Quilt Trail  
**Location:** Blue Ridge Arts Council, 111 E. South Second St., Seneca

**History:** The Log Cabin design has been popular in the United States since the second half of the 1800's. The basic design had been made in Europe and has been found on ancient artifacts. This wooden quilt was designed for the Heritage Arts and Music Festival held at the Duke World of Energy in July 2010. It was a collaborative effort by several members of the production team.



**20. DOUBLE T'S OR TEMPERANCE CROSS**

**Quilter:** Elizabeth Bynum Richardson  
**Sponsor:** Seneca Women's Club  
**Location:** The Historic Ballenger House, 212 E. Third St., Seneca

**History:** This pattern was sometimes associated with the Temperance movement of the late 19th century. In some local temperance societies, total abstainers signed a pledge and placed a T by their names. The word teetotaler is probably derived from this practice. Blue and white were the official colors of the Women's Christian Temperance Union and quiltmakers might have expressed their support of this movement by making blue and white quilts. The original quilt was found in a bureau drawer after the Seneca Women's Club acquired the Ballenger House as a meeting place. It is now in the possession of a family member.



**21. SOUTH CAROLINA STAR**

**Quilter:** Laurel Horton  
**Sponsor:** Upstate Heritage Quilt Trail

**Location:** Oconee County Public Library, 300 E. South Second Street, Seneca


**History:** The South Carolina Star was designed in 1983 by Laurel Horton as a logo for the South Carolina Quilt History Project, sponsored by the McKissick Museum and funded by the National Endowment of the Arts. "I couldn't find a traditional pattern with local associations that was both visually striking and simple to construct, so I created one to meet those criteria." Between 1983 and 1985, the pattern was given out to people who brought their historic quilts for documentation.



**22. JACKSON STAR**

**Sponsor:** Blue Ridge Elementary School  
**Location:** Blue Ridge Elementary School, 995 South Oak Street, Seneca


**History:** Jackson Star was the name given to this pattern when it was published in the Kansas City Star on May 16, 1931. Before that, it was called simply Four Stars Patchwork in the Ladies Art Company Catalog. Other names include The Maple Leaf, Glittering Star and Old Maid's Patience. This quilt block represents the school's colors and star students.



**23. OHIO STAR**

**Quilter:** Vickey Bryson  
**Sponsor:** Mr. and Mrs. Lawrence Smith  
**Location:** 14072 S. Radio Station Rd., Seneca

**History:** Ohio Star is one of the most popular names for this simple pattern, based on a Nine-Patch block. Variations of this pattern have been published under such names as Texas Star, Tippecanoe and Tyler Too, Eastern Star, Four-X Star and Star of Hope. "Our daughter in Ohio was very excited about the National Quilt Trail extending into South Carolina and felt we should have one on our home. We are from Ohio and our daughter had made this quilt, so it is the one we wanted."



**24. CATHER'S MAZE**

**Quilter:** Mary Mondana Cannon  
**Sponsor:** Oconee County Parks, Recreation and Tourism  
**Location:** Alexander-Cannon-Hill House, High Falls Park, 671 High Falls Rd., Seneca

**History:** This patchwork pattern is one of the interlocking geometric "tile" designs known as Right Angles Patchwork published in Caulfield and Seward's Dictionary of Needlework in 1882. The Alexander-Cannon-Hill House is 170 years old. It was moved in 1972 from Pickens District to its current location at High Falls Park. Mary Cannon, while living in the house, made the original coverlet. Another family member took the coverlet north where it was cut into sections by a daughter and distributed to others. Mary Evelyn Warren of Georgia was a recipient of one of the pieces.



**25. LOG CABIN**

**Location:** World of Energy  
7812 Rochester Hwy. 130,  
Seneca

**History:** See Quilt number 19 for block history. Duke Energy's World of Energy wanted to acknowledge the Cherokee Indians' rich history and the many contributions to the culture of this area. They chose to honor Nell Crowe a Cherokee quilter. Nell has been quilting or sewing most of her life. Her mother was a quilter and both have made Log Cabin quilts. Nell sewed professionally and has contributed to quilts throughout the state. Today she enjoys teaching others to quilt and quilting for her family and friends. Nell belongs to the Cherokee Bear Clan of South Carolina. "As a small child I was taught my Cherokee Heritage and to share the love of mother earth with others along life's way. Dad taught us about the bark on trees, the moon in the night sky. I learned which oak tree to make split wood for making baskets. From my Aunt, she put bottoms in chairs and made quilts. I learned to work hard and cherish each day the great creator blessed me with. I look around today and I am thankful for the things I have been blessed with."



**26. FUSION STAR**

**Quilter:** Gil Huggins  
**Location:** 738 Old Seneca  
Hwy., Central

**History:** See Quilt number 15



**27. GRANDMOTHER'S  
FLOWER GARDEN**

**Quilter:** Essie Merck  
**Location:** 738 Old Seneca Rd.,  
Central

**History:** See Quilt No. 18. Essie Merck once lived on the property where this block is displayed. For generations, this site was the original Six Mile Community Post Office and farm of the Merck family. The current owner of the property, Cindy Blair, chose the pattern to honor Essie, but changed the original colors. The pattern reminds her of the old Granny Square afghans her great-grandmother, Minnie Gokey, crocheted in colorful florals with a black background.



**28. CRAZY QUILT**

**Quilter:** Nora Estelle Dalton  
Moorhead  
**Sponsors:** Moorhead and  
Christopher Families  
**Location:** Boxwood Manor,  
1790 Boxwood Manor,  
Pendleton

**History:** This quilt was made in 1927 out of wool, cotton and silk. When rediscovered in the 1980's, it was cut into six pieces and framed, one for each grandchild. The barn on which the painted quilt is hung dates back to the mid-1800's, while the farm has been in the Lewis-Moorhead family since 1803. This quilt is an example of a simplified form of crazy patchwork, which became popular at the end of the nineteenth century. This technique typically involved stitching small strips or patches together using a foundation square of fabric or paper to stabilize the work.



**29. "ECHOES OF THE PAST "**

**Quilter:** Elizabeth Dawson  
**Sponsor:** Split Creek Farm  
**Location:** Split Creek Farm,  
3806 Centerville Rd., Anderson

**History:** This is an individual design incorporating a graphic image of a goat. Drawing pictures on quilt blocks dates back to the 1840s when fade resistant inks became available. Mrs. Dawson told us, "I began quilting in 1990, though I have been sewing since the age of 5, and began publishing my own patterns in 1999, largely inspired by living in New Mexico, and the surrounding colors and cultures. I currently reside in Albuquerque, NM with my husband and three small children. I have an online store for my patterns at [www.elizabethanne.cc](http://www.elizabethanne.cc).



**30. CAROLINA MYSTERY PATTERN**

**Quilter:** Mary Walker  
**Sponsor:** Christine File  
**Location:** Dads & Lads, 224 E.  
Main Street, Westminster

**History:** The original quilt is displayed at the Oconee Heritage Center. Mary Walker was born in the Pickens area in 1844. She married Osmand Walker, a farmer and Civil War Veteran, in 1864. They made their home, raised five children and had a very successful farm in the Madison area of Oconee County. She died in 1908 and is buried in the old Tugaloo Presbyterian Church Cemetery. Numerous examples of this bold, distinctive appliqué pattern survived from the late-19th century, but the name of the pattern has not yet been identified. Almost all of the known examples were made in North or South Carolina or in western states settled by Carolinians.